

6

5

4

3

2

1

D

D

C


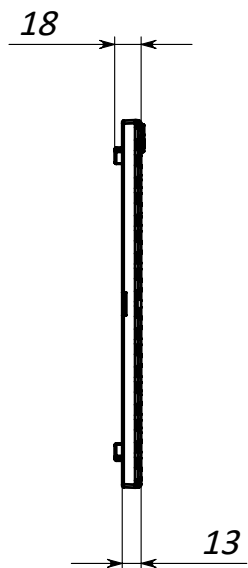
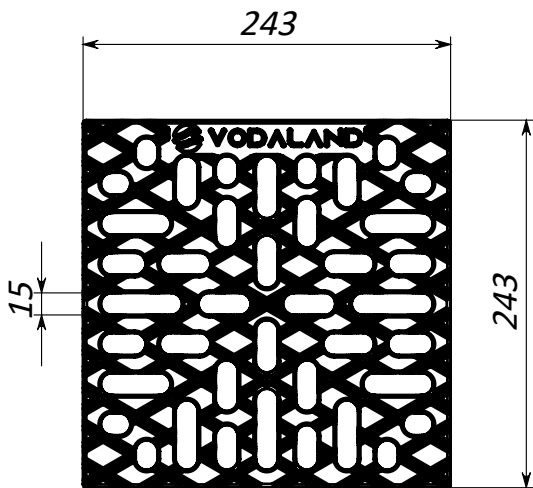
C

B

B

A

A



- 1. Area of water intake slots 174.4 sq cm ;
- 2. Deviation of the actual weight of the nominal can be up to 10%

UNLESS OTHERWISE SPECIFIED: DIMENSIONS ARE IN MILLIMETERS SURFACE FINISH: TOLERANCES: ISO 2768-c LINEAR: ANGULAR:				FINISH:		DO NOT SCALE DRAWING		REVISION	
	NAME	SIGNATURE	DATE			TITLE:			
DRAWN	LMV		19.04.22			Cast iron grate Easy 250x250 slotted A15 Load class: A15			
CHK'D	LMK								
APPV'D									
MFG									
Q.A				MATERIAL:		Article:		A4	
				Cast Iron		383013			
				WEIGHT: 1.93 kg		SCALE:1:5		SHEET 1 OF 1	

6

5

4

3

2

1